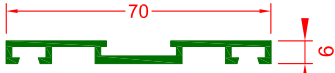



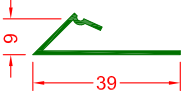
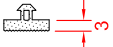




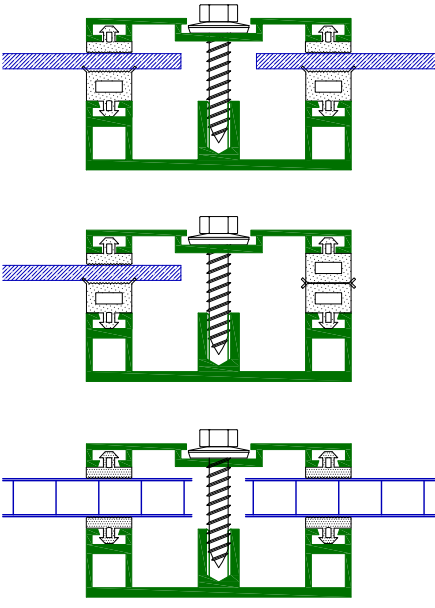

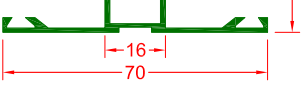

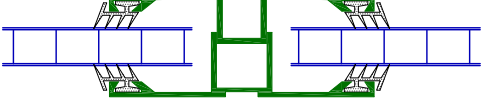

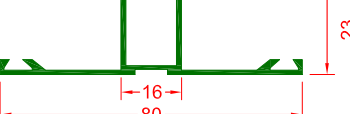


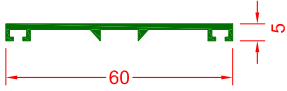

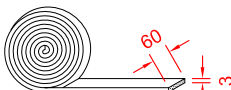
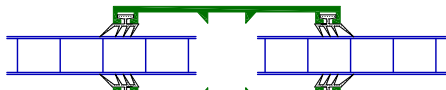
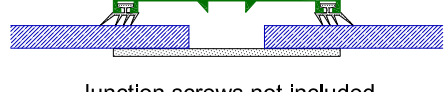


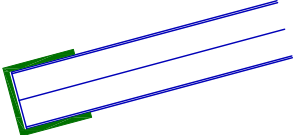


PROFILES and ACCESSORIES for PC Sheets

Profiles in ALUMINIUM

Rev. 03

page 1

Profiles - anodised	Gaskets in EPDM	Assembly examples
<p>bars L = 7000 mm</p> <p>P3 </p> <p>M6 </p> <p>M10 </p> <p>Stainless steel screws VM6 </p> <p>bars L = 6000 mm</p> <p>PL1 </p>	<p>G3 </p> <p>G5 </p> <p>G8 </p> <p>G10 </p> <p>G15 </p>	
<p>bars L = 6000 mm</p> <p>50131 </p> <p>50132 </p>	<p>S60 </p>	<p>for sheets min. 5 mm - max. 10 mm</p>  <p>Junction screws not included</p>
<p>bars L = 6000 mm</p> <p>50134 </p> <p>50135 </p>	<p>S60 </p>	<p>for sheets min. 16 mm - max. 25 mm</p>  <p>Junction screws not included</p>
<p>bars L = 6000 mm</p> <p>50130 </p>	<p>S12 </p> <p> GUA02 adesiva</p>	<p>A </p> <p>B </p> <p>Junction screws not included</p>
<p>bars L = 6000 mm</p> <p>P97 </p> <p>P06 </p>		

Responsibility clause: all information and technical advice given are made in good faith and based on the best of our knowledge; but having no control over the use of their material, we accept no responsibility for their applications. These indications do not exempt the customer from its controls to determine compliance of materials and installation procedures to their needs and standards. AKRAPLAST Sistemi reserves the right to change specifications at any time.